

**From:** [Carlson, Deborah](#)  
**Subject:** FW: Capacity Update 2021-12-01  
**Date:** Thursday, December 2, 2021 9:24:40 AM  
**Attachments:** [2021-12-01 Capacity Update.pdf](#)

---

Dear NMC Community,

As we finish up this semester, please remember to be mindful that we are still in a pandemic. It is easy to forget if you do not have a family member affected or you are not seeing what is happening in the hospital. Our community is in the midst of another surge, and the hospital census is incredibly high (both COVID and non-COVID).

The Capacity Update is sent to physicians and leaders at Methodist to keep them informed. I thought it would be good for all of you to see the data and know what is happening. This is a good learning tool to see the data that is being collected and used by MHS leaders to make decisions. This will help you understand why surgeries are being cancelled and transfers are being denied. Please give grace to our medical providers and our staff at Methodist as they face the many challenges of balancing several moving parts throughout the day. They are working with the College to ensure that our students (their future staff) are still able to have the best clinical experiences.

Remember to be mindful so that you, your loved ones and the College stay healthy this holiday season. That is how we can best help our colleagues at NMHS who are working through this latest surge.

Blessings to all of you this Holiday season.  
#NMC Strong, #NMC Healthy, #NMC Resilient.

*President Carlson*



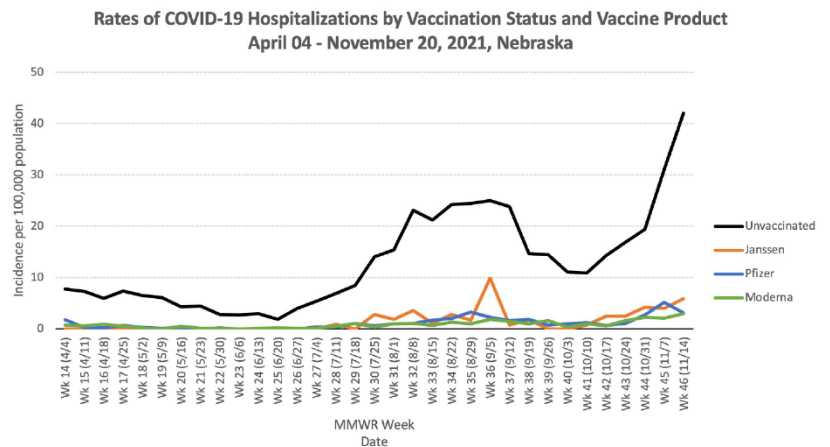
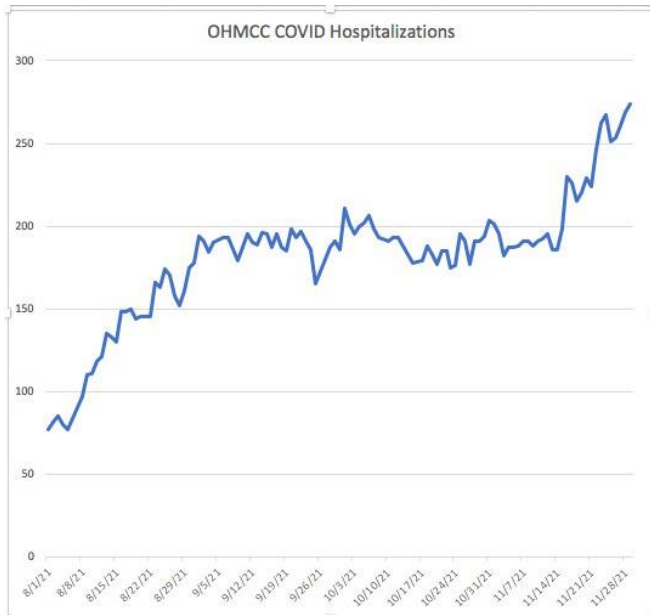
**Deb Carlson, Ph.D**  
*President/CEO*  
Nebraska Methodist College  
720 N. 87<sup>th</sup> Street  
Omaha, NE 68114  
Ph. 402.354.7023

# CAPACITY UPDATE

Wednesday, December 1, 2021

Dr. Garnet Blatchford, CMO & Vice President of Medical Affairs

COVID-19 numbers continue to be at a high point, with state cases at the highest level so far this year. Unvaccinated individuals continue to account for the majority of the increase. The left graph below shows hospitalization in Omaha, while the right graph shows hospitalizations by vaccination status.



Leadership and management have received a lot of comments regarding the postponement of surgeries and transfers. I will attempt to explain the fluidity of the situation so that hospital capacity might be better understood.

For Wednesday, December 1, 2021, we started the day with 255 inpatients and an inpatient readiness of orange. Our ICU is at 135% capacity with ICU patients overflowing to the GI lab and 6 North. There are 56 surgical patients needing a bed with 60 anticipated discharges. So, with the 17 beds available this morning, we will have 22 available beds at the end of the day if every scheduled discharge leaves the hospital today (which is unlikely). The majority of patients that come through the Emergency Department are class A-C. On average, the Emergency Department sees approximately 80-100 patients a day with roughly 30% of them being admitted. For example, yesterday, November 30, the ED saw 84 patients with 27 admissions.

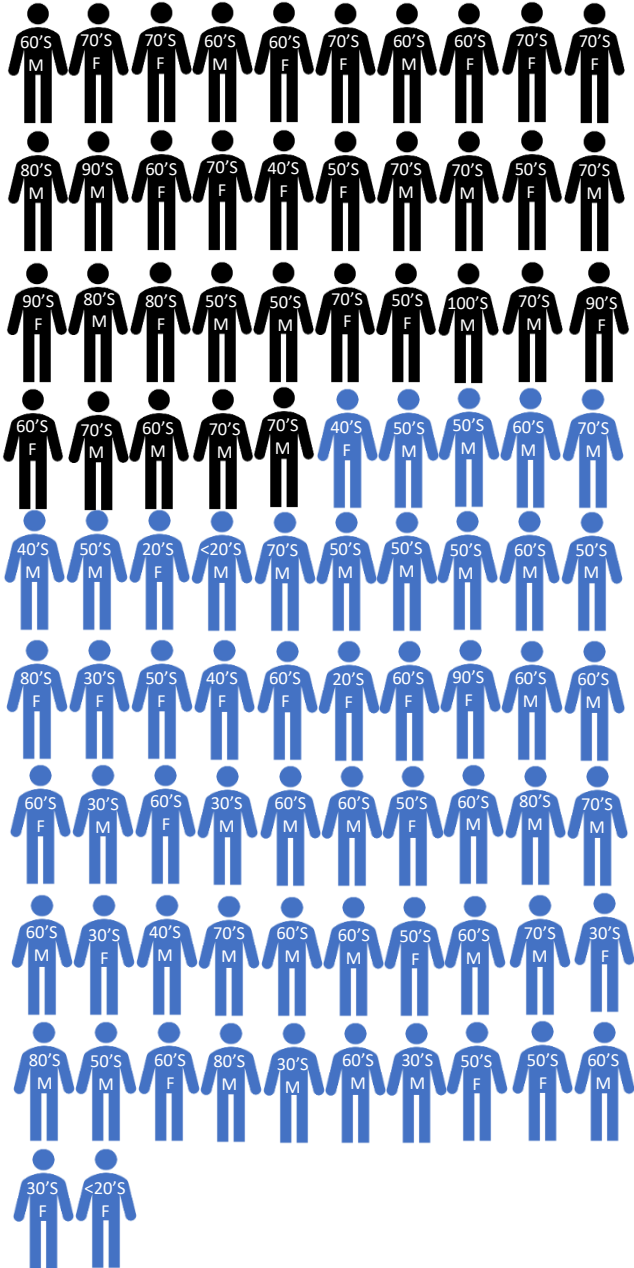
On a daily basis, transfers from the Omaha area, Nebraska community hospitals and multiple states outside our region are turned down. On average, Methodist Hospital denies 8-9 transfers per day. The transfer center which has been set up through Nebraska is also having issues finding beds, sometimes making up to 70 calls per patient to facilitate a transfer.

I hope that the information above emphasizes the challenges that we face daily. We continue to limit surgeries due to the factors listed above, with the cancellation of most class D and E surgeries needing more than an overnight stay.

At the end of the day, it is hospital operations (not a pun) left holding the bag of backed up Emergency Department, PACU, dissatisfied patients, families, community and staff stretched too thin, as well as several potential safety issues. Please recognize the efforts that go into watching the hospital census, thoughtfully canceling surgeries that can be delayed and giving the staff kudos, rather than grief, for all of their hard work.

AFFILIATE	TOTAL COVID RELATED	UNVACCINATED	PUI	ICU	VENTS
Methodist Health System	92	57	0	32	19
Methodist Hospital	57	36	0	21	14
Women's Hospital	2	2	0	1	0
Methodist Fremont Hospital	9	6	0	2	1
Methodist Jennie Ed	24	13	0	8	4

#### 92 COVID-19 RELATED CASES IN THE HEALTH SYSTEM



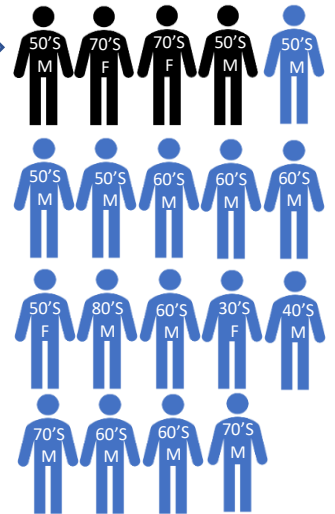
35 VACCINATED  
57 UNVACCINATED

#### 32 COVID-19 RELATED CASES IN THE ICU IN THE HEALTH SYSTEM



9 VACCINATED  
23 UNVACCINATED

#### 19 COVID-19 RELATED CASES ON THE VENT IN THE HEALTH SYSTEM



4 VACCINATED  
15 UNVACCINATED

Total Volume Inpatient + Observation	3 PM	7 PM	11 PM	7 AM	Inpt Readiness
Methodist Hospital	244	245	247	254	ORANGE
Women's Hospital	125	137	142	144	ORANGE

METHODIST HOSPITAL RESPIRATORY REPORT		
Vents Running/Available	BiPAPs Running/Available	AIRVOS Running/Available
19/19	13/17	8/7

METHODIST HOSPITAL BED CAPACITY [AS OF 11:00 AM]		
Level of Care	Beds Available/Total Beds	Percent Capacity
Med/Surg (5S, 6S, 7S, 8S, 8N)	5/161	96%
Intermediate (6N, 9S, 9N)	2/72	97%
ICU (7N)	-7/20	135%

WOMEN'S HOSPITAL BED CAPACITY [AS OF 11:00 AM]		
Level of Care	Beds Available/Total Beds	Percent Capacity
L&D	1/24	95%
NICU	-11/43 (43 on 3 <sup>rd</sup> & 11 on 4 <sup>th</sup> )	125%
4 <sup>th</sup> floor GYN/ HROB	2/26	92%
4 <sup>th</sup> floor ICU	1/2	50%
Mother Baby	0/32	100%