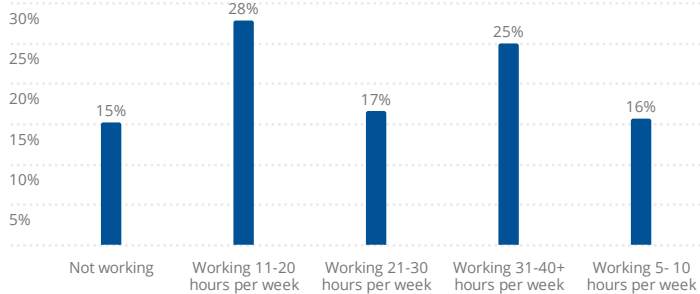


Student Success, Engagement & Satisfaction

Student Success

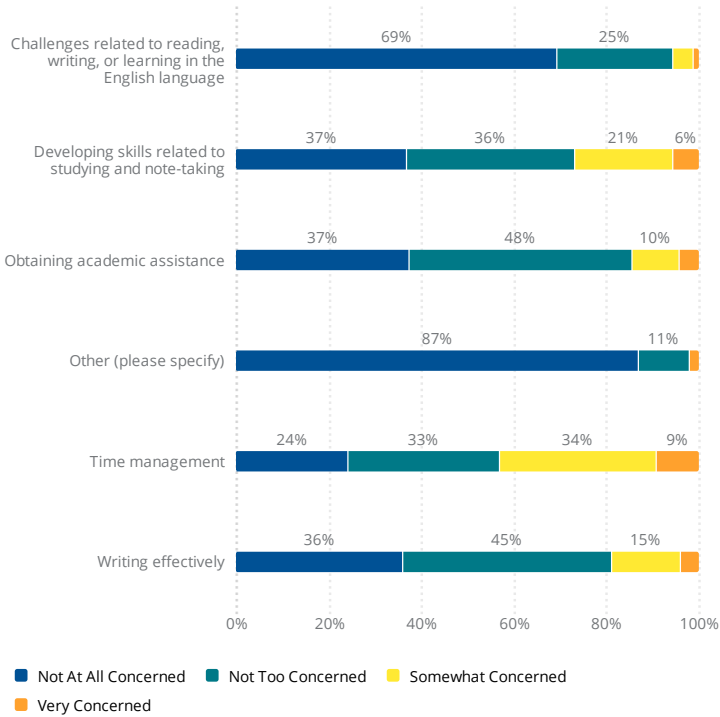
Employed while in school:



Employed while in school: 357

Choice	% ▼	#
Working 11-20 hours per week	28%	99
Working 31-40+ hours per week	25%	89
Working 21-30 hours per week	17%	59
Working 5-10 hours per week	16%	56
Not working	15%	54

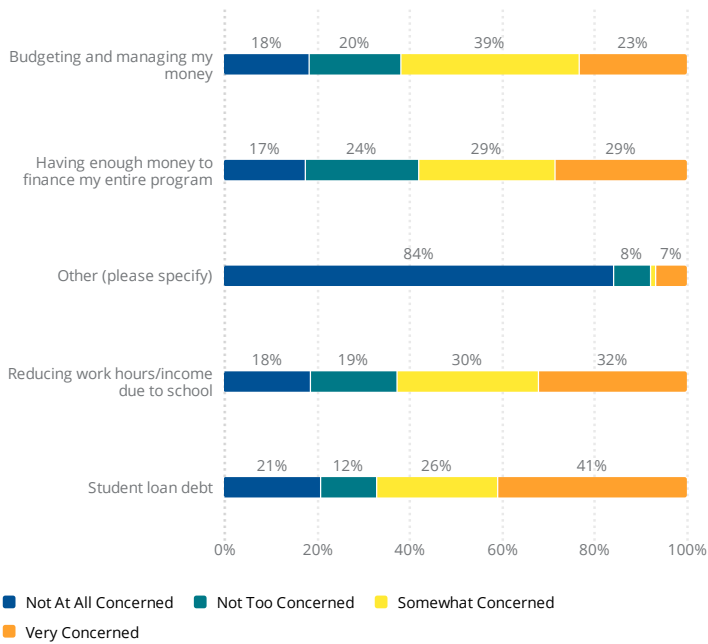
What academic concerns do you have? 275



What academic concerns do you have? 275

Academic Concerns	Not At All Concerned	Not Too Concerned	Somewhat Concerned	Very Concerned	Avg ▼
Time management	24%	33%	34%	9%	2.3
Developing skills related to studying and note-taking	37%	36%	21%	6%	2.0
Writing effectively	36%	45%	15%	4%	1.9
Obtaining academic assistance	37%	48%	10%	4%	1.8
Challenges related to reading, writing, or learning in the English language	69%	25%	4%	1%	1.4
Other (please specify)	87%	11%	0%	2%	1.2

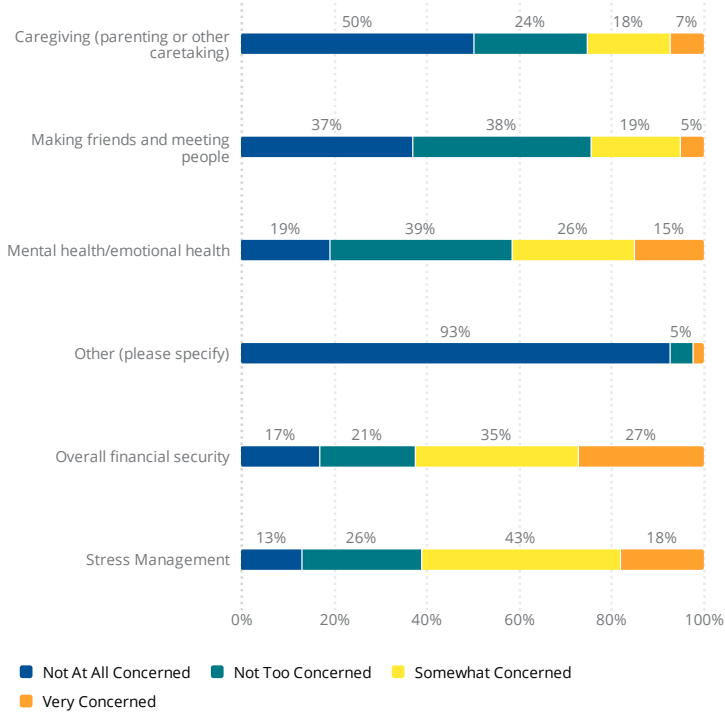
What financial concerns do you have? 276



What financial concerns do you have? 276

Financial Concerns	Not At All Concerned	Not Too Concerned	Somewhat Concerned	Very Concerned	Avg
Student loan debt	21%	12%	26%	41%	2.9
Reducing work hours/income due to school	18%	19%	30%	32%	2.8
Having enough money to finance my entire program	17%	24%	29%	29%	2.7
Budgeting and managing my money	18%	20%	39%	23%	2.7
Other (please specify)	84%	8%	1%	7%	1.3

What other concerns do you have about college? 275

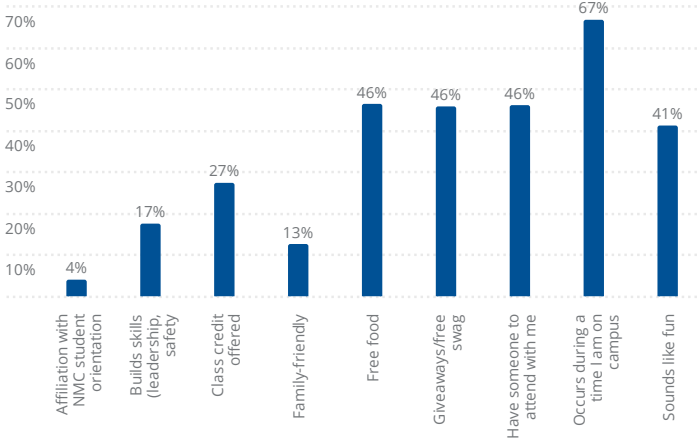


What other concerns do you have about college? 275

Other Concerns	Not At All Concerned	Not Too Concerned	Somewhat Concerned	Very Concerned	Avg
Overall financial security	17%	21%	35%	27%	2.7
Stress Management	13%	26%	43%	18%	2.7
Mental health/emotional health	19%	39%	26%	15%	2.4
Caregiving (parenting or other caretaking)	50%	24%	18%	7%	1.8
Making friends and meeting people	37%	38%	19%	5%	1.9
Other (please specify)	93%	5%	0%	2%	1.1

Student Engagement & Belonging

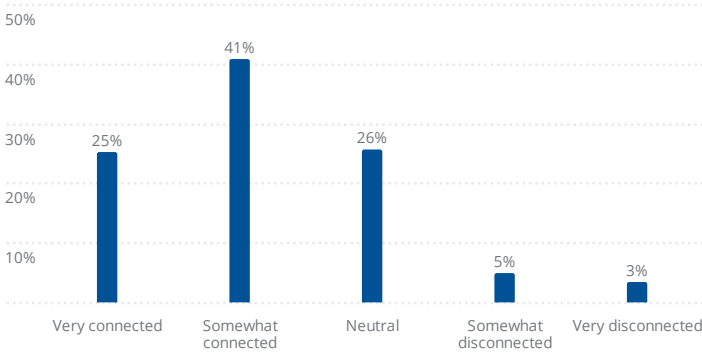
What factors do you prioritize when deciding whether to attend an NMC event? (select up to 3) 252



What factors do you prioritize when deciding whether to attend an NMC event? (select up to 3) 252

Factors	% ▼	#
Occurs during a time I am on campus	67%	168
Free food	46%	117
Have someone to attend with me	46%	116
Giveaways/free swag	46%	115
Sounds like fun	41%	104
Class credit offered	27%	69

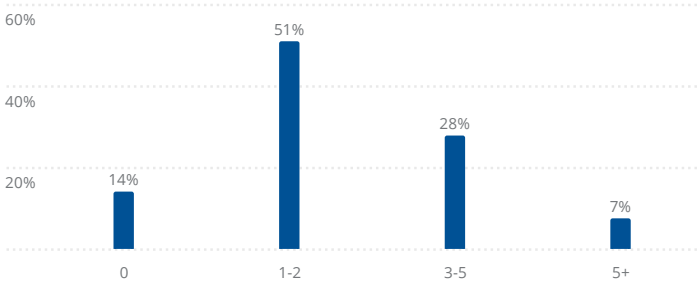
How would you describe your sense of belonging and connection to the NMC community? 269



How would you describe your sense of belonging and connection to the NMC community? 269

Choices	% ▼	#
Somewhat connected	41%	110
Neutral	26%	69
Very connected	25%	68
Somewhat disconnected	5%	13
Very disconnected	3%	9

How many NMC faculty or staff members do you share a meaningful connection with: 271

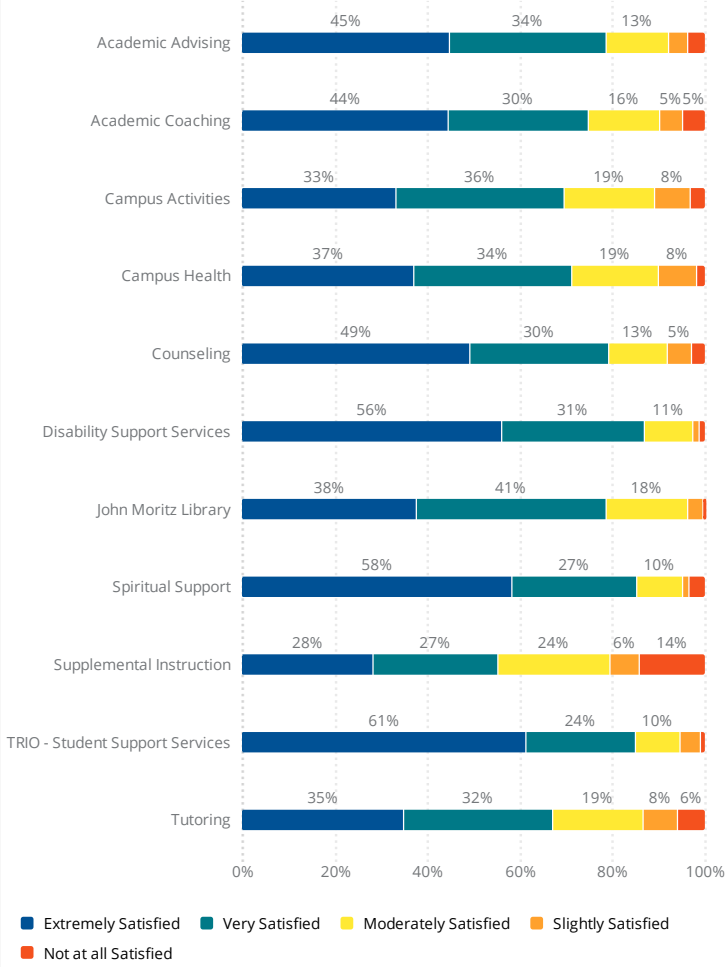


How many NMC faculty or staff members do you share a meaningful connection with: 271

Range Choice	%	#
0	14%	38
1-2	51%	138
3-5	28%	75
5+	7%	20

Student Services

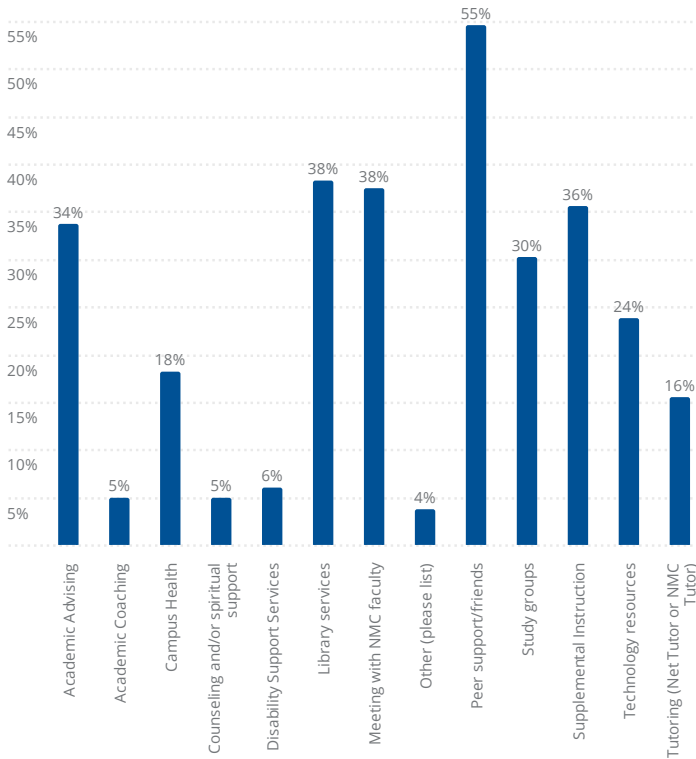
For each student service you have utilized, how satisfied are you with your experience? (Please only rate the services you have personally utilized, choose N/A if you have not utilized a service.) 273



For each student service you have utilized, how satisfied are you with your experience? 273

Services	Extremely Satisfactory	Very Satisfactory	Moderately Neutral	Slightly Satisfied	Not at all Satisfied
TRIO - Student Support Services	61%	24%	10%	4%	1%
Spiritual Support	58%	27%	10%	1%	4%
Disability Support Services	56%	31%	11%	1%	1%
Counseling	49%	30%	13%	5%	3%
Academic Advising	45%	34%	13%	4%	4%
Academic Coaching	44%	30%	16%	5%	5%
John Moritz Library	38%	41%	18%	3%	0%
Campus Health	37%	34%	19%	8%	2%
Tutoring	35%	32%	19%	8%	6%
Campus Activities	33%	36%	19%	8%	3%
Supplemental Instruction	28%	27%	24%	6%	14%

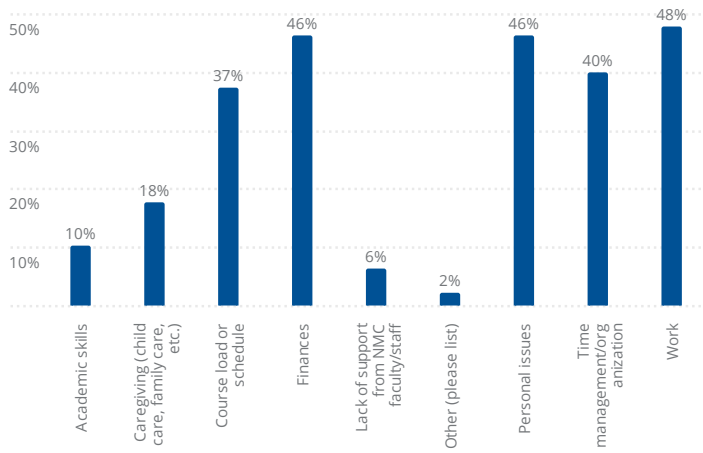
What NMC resources have contributed most to your academic success (select up to 4) 264



What NMC resources have contributed most to your academic success (select up to 4) 264

Resources	%	#
Peer support/friends	55%	144
Library services	38%	101
Meeting with NMC faculty	38%	99
Supplemental Instruction	36%	94
Academic Advising	34%	89
Study groups	30%	80
Technology resources	24%	63
Campus Health	18%	48
Tutoring (Net Tutor or NMC Tutor)	16%	41
Disability Support Services	6%	16
Counseling and/or spiritual support	5%	13
Academic Coaching	5%	13
Other (please list)	4%	10

The following were obstacles to my success at NMC this semester (select up to 3) 270



The following were obstacles to my success at NMC this semester (select up to 3) 270

Obstacles	% ▼	#
Work	48%	129
Personal issues	46%	125
Finances	46%	125
Time management/organization	40%	108
Course load or schedule	37%	101
Caregiving (child care, family care, etc.)	18%	48
Academic skills	10%	28
Lack of support from NMC faculty/staff	6%	17
Other (please list)	2%	6