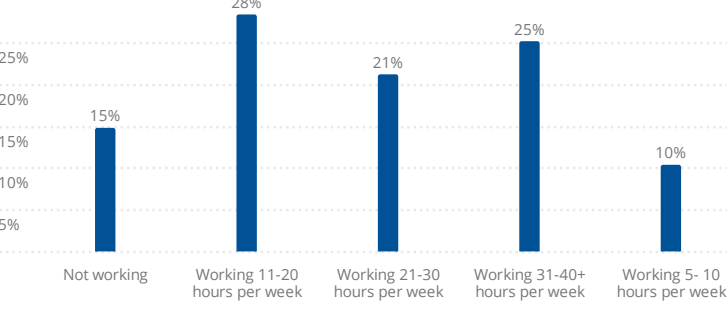


# Student Success, Engagement & Satisfaction



## Student Success

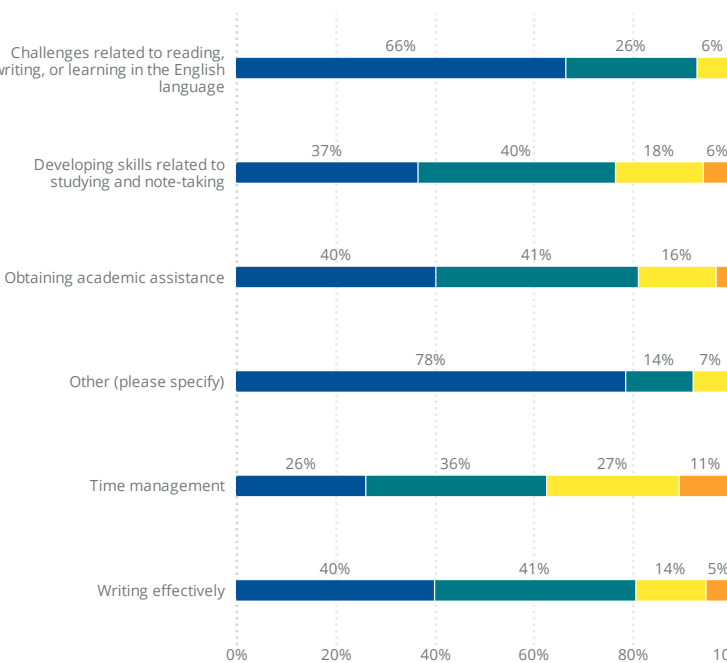
Employed while in school:



Employed while in school: 310

Choice	% ▼	#
Working 11-20 hours per week	28%	88
Working 31-40+ hours per week	25%	78
Working 21-30 hours per week	21%	66
Not working	15%	46
Working 5- 10 hours per week	10%	32

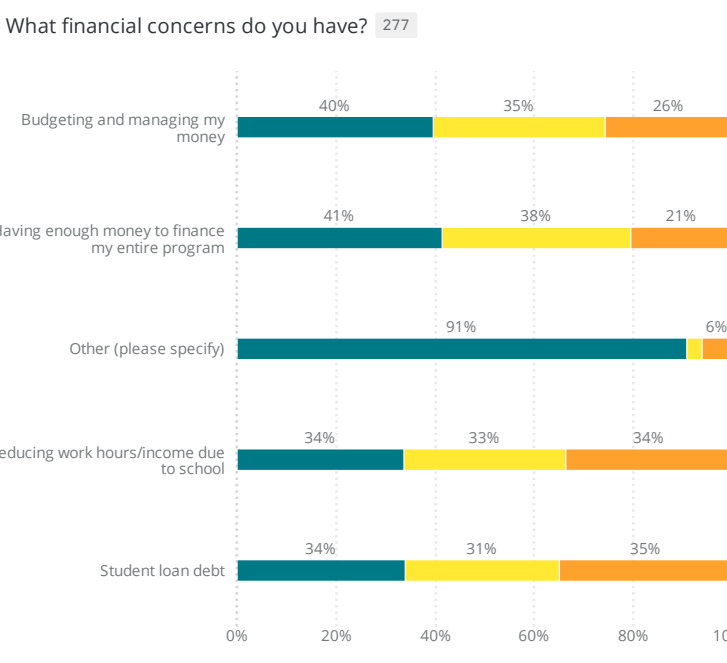
What academic concerns do you have? 278



What academic concerns do you have? 278

Academic Concerns	Not At All Concerned	Not Too Concerned	Somewhat Concerned	Very Concerned	Avg ▼
Time management	26%	36%	27%	11%	2.2
Developing skills related to studying and note-taking	37%	40%	18%	6%	1.9
Writing effectively	40%	41%	14%	5%	1.8
Obtaining academic assistance	40%	41%	16%	3%	1.8
Challenges related to reading, writing, or learning in the English language	66%	26%	6%	1%	1.4
Other (please specify)	78%	14%	7%	1%	1.3

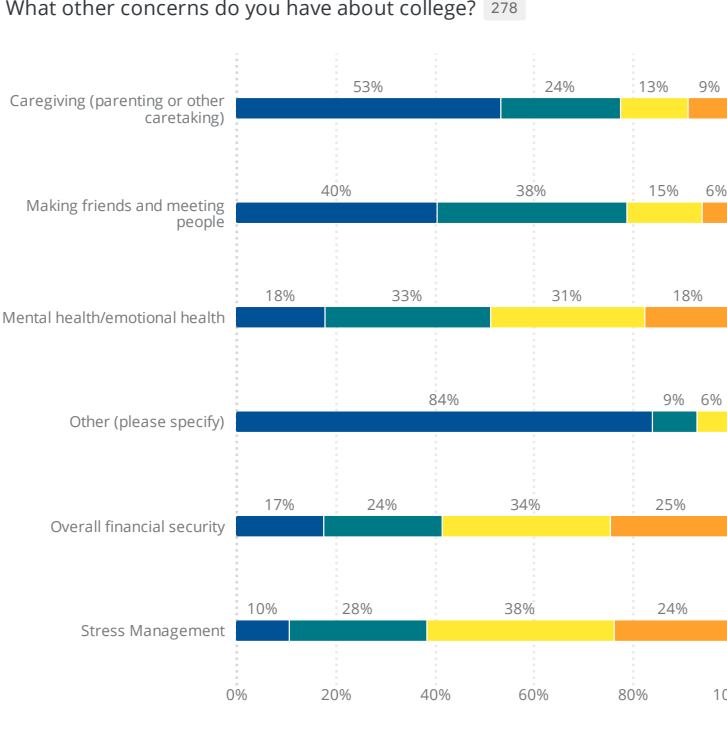
What financial concerns do you have? 277



What financial concerns do you have? 277

Financial Concerns	Not At All Concerned	Not Too Concerned	Somewhat Concerned	Very Concerned	Avg ▼
Student loan debt	0%	34%	31%	35%	3.0
Reducing work hours/income due to school	0%	34%	33%	34%	3.0
Budgeting and managing my money	0%	40%	35%	26%	2.9
Having enough money to finance my entire program	0%	41%	38%	21%	2.8
Other (please specify)	0%	91%	3%	6%	2.2

What other concerns do you have about college? 278

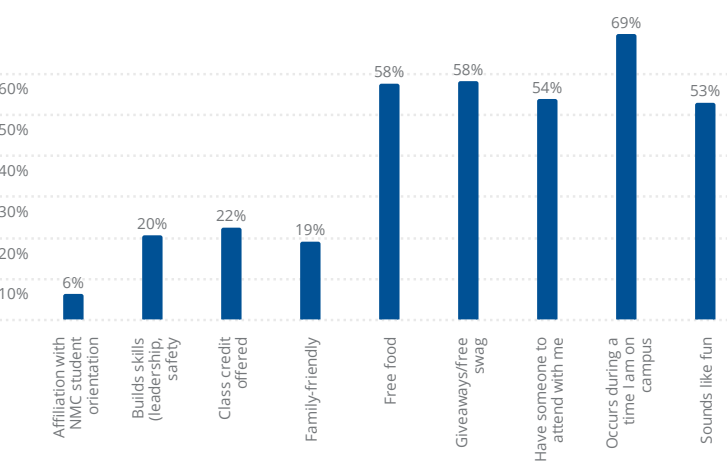


What other concerns do you have about college? 278

Other Concerns	Not At All Concerned	Not Too Concerned	Somewhat Concerned	Very Concerned ▼	Avg
Overall financial security	17%	24%	34%	25%	2.7
Stress Management	10%	28%	38%	24%	2.8
Mental health/emotional health	18%	33%	31%	18%	2.5
Caregiving (parenting or other caretaking)	53%	24%	13%	9%	1.8
Making friends and meeting people	40%	38%	15%	6%	1.9
Other (please specify)	84%	9%	6%	1%	1.2

## Student Engagement & Belonging

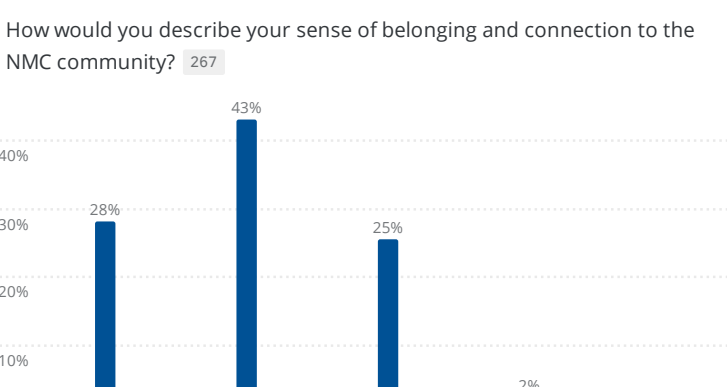
What factors do you prioritize when deciding whether to attend an NMC event? (select up to 3) 259



What factors do you prioritize when deciding whether to attend an NMC event? (select up to 3) 259

Factors	% ▼	#
Occurs during a time I am on campus	69%	180
Giveaways/free swag	58%	150
Free food	58%	149
Have someone to attend with me	54%	139
Sounds like fun	53%	137
Class credit offered	22%	58
Builds skills (leadership, communication, safety, wellness)	20%	53
Family-friendly	19%	49
Affiliation with NMC student orientation	6%	16

How would you describe your sense of belonging and connection to the NMC community? 267



How would you describe your sense of belonging and connection to the NMC community? 267

Choices	% ▼	#
Somewhat connected	43%	115
Very connected	28%	75
Neutral	25%	68
Somewhat disconnected	2%	6
Very disconnected	1%	3

How many NMC faculty or staff members do you share a meaningful connection with? 267

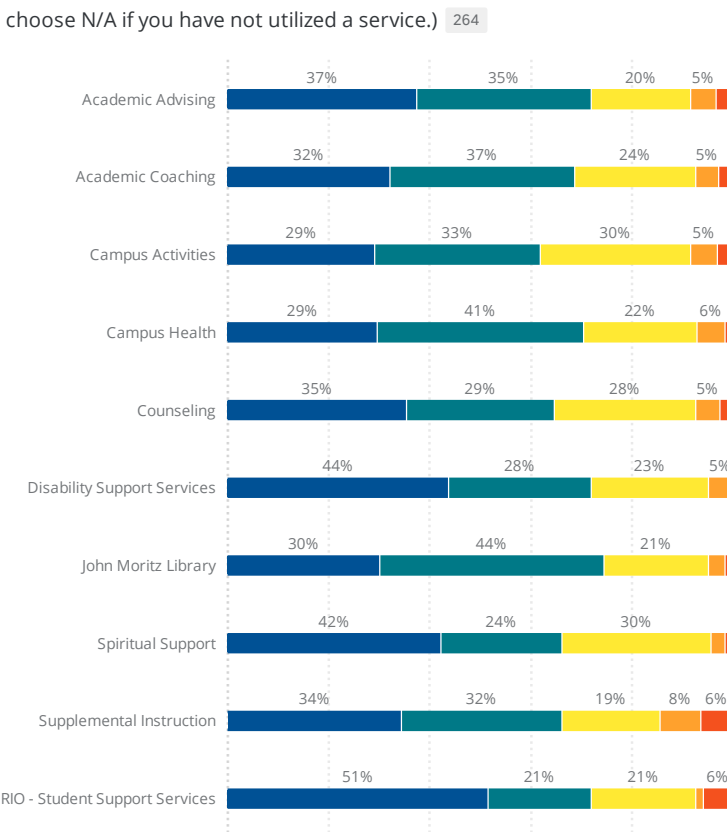


How many NMC faculty or staff members do you share a meaningful connection with? 267

Range Choice	%	#
0	9%	25
1-2	55%	146
3-5	28%	76
5+	7%	20

## Student Services

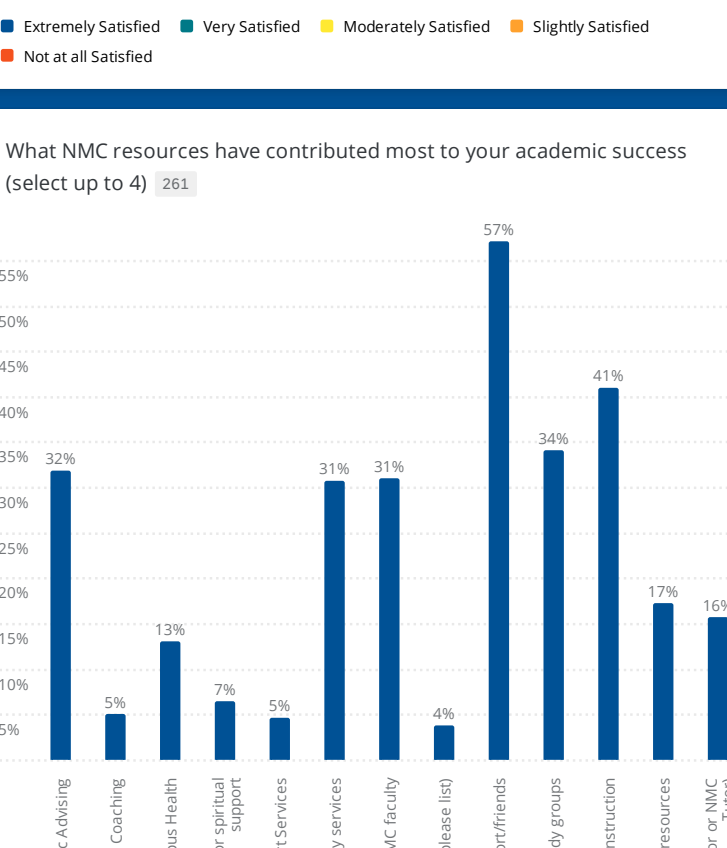
For each student service you have utilized, how satisfied are you with your experience? (Please only rate the services you have personally utilized, choose N/A if you have not utilized a service.) 264



For each student service you have utilized, how satisfied are you with your experience? 264

Services	Extremely Satisfactory ▼	Very Satisfactory	Moderately Neutral	Slightly Satisfied	Not at all Satisfied	Avg
TRIO - Student Support Services	51%	21%	21%	1%	6%	4.1
Disability Support Services	44%	28%	23%	5%	0%	4.1
Spiritual Support	42%	24%	30%	3%	1%	4.0
Tutoring	40%	34%	17%	6%	2%	4.0
Academic Advising	37%	35%	20%	5%	3%	4.0
Counseling	35%	29%	28%	5%	2%	3.9
Supplemental Instruction	34%	32%	19%	8%	6%	3.8
Academic Coaching	32%	37%	24%	5%	3%	3.9
John Moritz Library	30%	44%	21%	3%	2%	4.0
Campus Health	29%	41%	22%	6%	2%	3.9
Campus Activities	29%	33%	30%	5%	3%	3.8

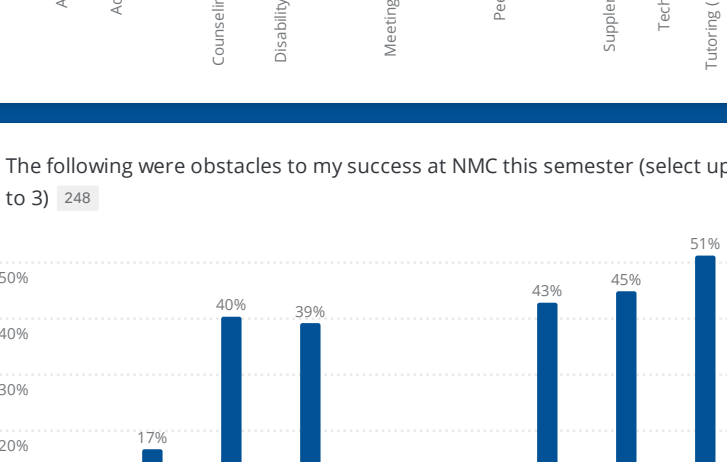
What NMC resources have contributed most to your academic success (select up to 4) 261



What NMC resources have contributed most to your academic success (select up to 4) 261

Resources	% ▼	#
Peer support/friends	57%	149
Supplemental Instruction	41%	107
Study groups	34%	89
Academic Advising	32%	83
Meeting with NMC faculty	31%	81
Library services	31%	80
Technology resources	17%	45
Tutoring (Net Tutor or NMC Tutor)	16%	41
Campus Health	13%	34
Counseling and/or spiritual support	7%	17
Academic Coaching	5%	13
Disability Support Services	5%	12
Other (please list)	4%	10

The following were obstacles to my success at NMC this semester (select up to 3) 248



The following were obstacles to my success at NMC this semester (select up to 3) 248

Obstacles	% ▼	#
Work	51%	127
Time management/organization	45%	111
Personal issues	43%	106
Course load or schedule	40%	100
Finances	39%	97
Caregiving (child care, family care, etc.)	17%	41
Academic skills	7%	18
Lack of support from NMC faculty/staff	6%	16
Other (please list)	2%	5